











Name \_\_\_\_\_

Date \_\_\_\_\_










# Most and least

Circle the set with the most items in it.



Circle the set with the least items in it.





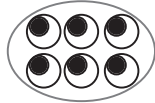


# Answer Key




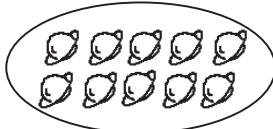



## Most and least

Circle the set with the most items in it.



Circle the set with the least items in it.



Children might need to count each set individually to find out which of three sets of items has the most or the least. Children can use counters, if necessary.