

Literature – "Visualizing the Setting"

Topic: Imagery and Reading Comprehension **Target Grade Level:** Grades 6–8 (Middle School)
Duration: 30 Minutes **Materials:** Drawing paper, pencils. Use a descriptive passage from a current class novel (e.g., *Harry Potter*, *The Hobbit*, or *Holes*).

Learning Objectives




- Students will practice active listening.
- Students will identify specific sensory details (sight, sound, atmosphere) from a text.

Instructions

1. Preparation (5 Mins):

- Tell students: *"I am going to read a page from our book. Do not open your books. I want you to draw exactly what you hear."*

2. The Procedure (15 Mins):

- **Stop 1: The Landscape**
 - *Teacher reads:* (Select a paragraph describing the physical location—e.g., a dry, cracked desert with no shade).
 -  **STOP AND DRAW:** Sketch the ground and the sky. Is it flat? Hilly? Crowded? Empty?
- **Stop 2: The Atmosphere/Weather**
 - *Teacher reads:* (Select a paragraph describing the heat, the cold, the fog, or the light).
 -  **STOP AND DRAW:** Add the weather. If it's hot, draw "heat waves" rising. If it's dark, shade your paper heavily.
- **Stop 3: The Object/Character**
 - *Teacher reads:* (Select a paragraph introducing a key item or person entering the scene).
 -  **STOP AND DRAW:** Place the specific object or person in the scene. Pay attention to the size described in the text.

3. Review (10 Mins):

- **Reveal:** Have students open the book to the page you read.
- **Compare:** Ask them to compare their drawing to the text. Did they miss a detail? Did they imagine the trees were tall, but the book said "stunted shrubs"? This highlights how we sometimes skim over details.