


Primary Colour

Mixing Activity

You will need:

- 3x big Zip Lock bags
- Red paint
- Yellow paint
- Blue paint
- Cello tape
- Scissor
- Word or colour cards on the next page



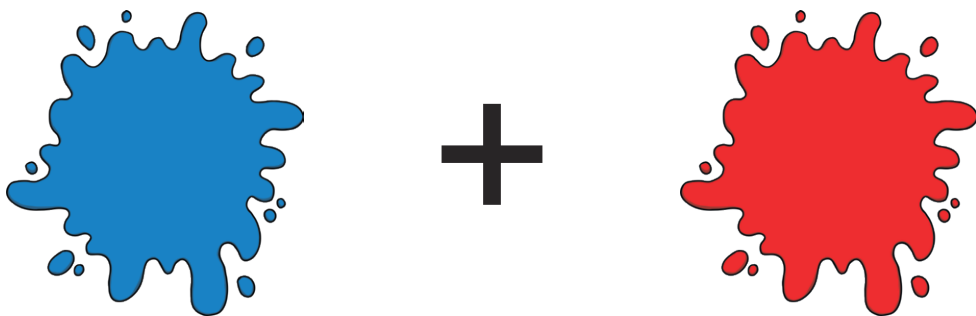
Instructions

1. Place red and yellow, blue and yellow and yellow and red paint in Zip Lock bags respectively.
2. Seal each Zip Lock bag well, fold the end over and stick cello tape over to seal it even more.
3. Stick each bag onto a glass window or door otherwise to a table and stick the word or card that indicates the two colours above each bag.
4. Let the children mix each bag's colours and talk about primary colours and what secondary colours they can see when the primary colours mix.

blue + red



blue + yellow

red + yellow





+



+

