

Sight Word Choice Board

Rainbow write your sight words 1	Spell your sight words with play-dough 5	Write your sight words in rice with your finger 9	Build your sight words with magnetic letters 13
Stamp your sight words 2	Put your sight words in alphabetical order 6	Write each sight word in a sentence 10	Draw a picture to represent your sight words 14
Tree write your sight words 3	Play tic tac toe with your sight words 7	Write your sight words with chalk 11	Build your sight words with alphabet beads 15
Spell your sight words with pipe cleaners 4	Write your sight words with markers 8	"Type" your sight words on the keyboard 12	Roll and write your sight words 16

Helpful Tips


- Most of the following worksheets are customizable- enter up to ten sight words on the next page to see them included in pages you can easily print off!
- You can also print them blank and have students write the sight words in themselves.
- Consider printing the tic tac toe and keyboard on cardstock, then laminate for continued use!
- Have students keep the drawings that represent their sight words and turn it into a book!
- Use the numbers on each square to label bins or drawers that have all the necessary supplies for each activity.

Sight Words

Type up to ten sight words in the spaces below to add them into the applicable worksheets.

1	
2	
3	
4	
5	
6	
7	
8	
9	
10	

Rainbow Write



Stamp It!

Stamp your sight words next to the ones written below!

Word	Stamp

Stamp It!

Stamp your sight words next to the ones written below!

Word	Stamp

Stamp It!

Write, then stamp your sight words below!

Word	Stamp

Stamp It!

Write, then stamp your sight words below!

Word	Stamp



Tree Write



Tree write your sight words below!

Example:

said
s sa sai said

ABC

Order

Write your sight words in alphabetical order!

1. _____

2. _____

3. _____

4. _____

5. _____


6. _____

7. _____

8. _____

9. _____

10. _____



ABC Order

Write your sight words in alphabetical order!

1. _____

2. _____

3. _____

4. _____

5. _____

6. _____

7. _____


8. _____


9. _____

10. _____


TIC TAC TOE

Pick one sight word as your marker and play tic tac toe with a partner!






Mark it!




Write your sight words in pencil, then write them in marker!


Pencil 	Marker 



Mark it!



Practice writing each sight word in marker!

Word	Marker 

Say it in a sentence!

Write each sight word in a sentence.

1

2

3

4

5

6

7

8

9


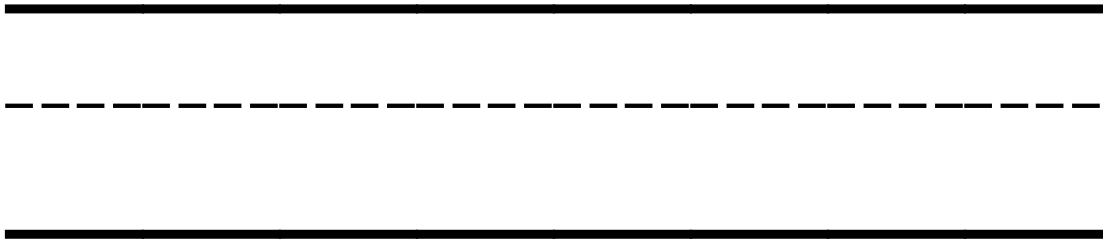
10

1 2 3 4 5 6 7 8 9 0

Q W E R T Y U I O P

A S D F G H J K L

Z X C V B N M



ROLL & WRITE

Pick six sight words and write them at the bottom of each column. Cut out the die template and write those six words on each face. Put the die together, then roll and write the sight word it lands on and see which reaches the top first!

