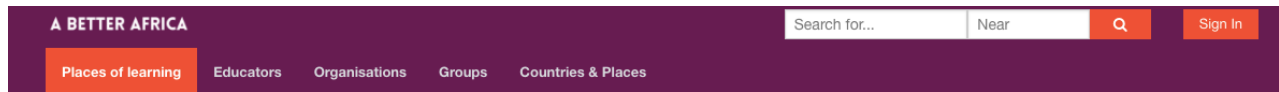


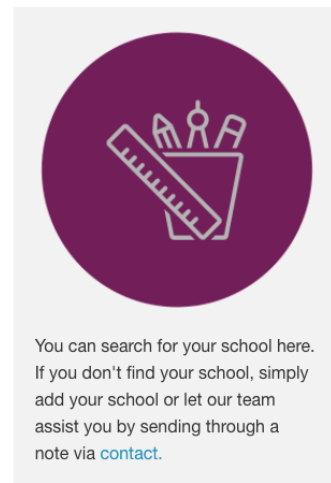
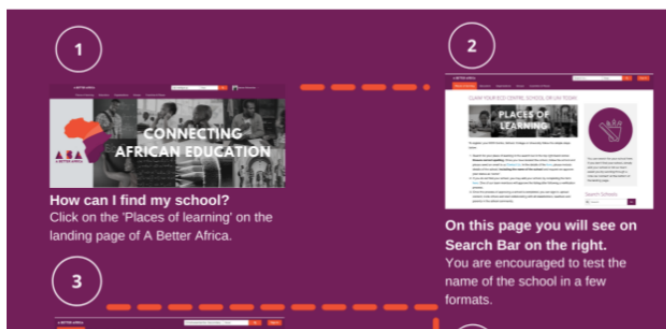
How to start adding basic content to your school profile.



CLAIM YOUR ECD CENTRE, SCHOOL OR UNI TODAY.



HOW TO FIND AND CLAIM YOUR SCHOOL TODAY.



Search Schools

1. At this stage, we assume you have claimed or registered your school on our platform, a-better-africa. If not, we recommend you read the tutorial on 'How to find your school on A Better Africa' and 'How to add your school if it's not listed'.

THE AIM AND PURPOSE Edit • Source • Delete

We provide learners, especially those from disadvantaged communities, who display potential in Mathematics, Science and Information Technology, with high-quality education for successful tertiary education.

We offer:
 25-35 learners per class (Grades 8-12)
 Hostel accommodation for 300 learners
 Transport to and from the railway station for day learners.

ROBOTICS, GAMING and CODING programmes offered as part of the curriculum.
 CAMST has become a member institution of the Oracle Academy that works with educational institutions across the 110 countries. Our learners are involved in this software development program to prepare them for international certification.

2 Followers Follow This
+ Create a Group

2. To get started, it's a good idea that you have some images ready for the school such as the school's emblem or badge and some photos. Once you're on the school profile, add the logo of the school by selecting 'set a profile image' in the top left corner of the screen.

Photo

Choose a file to attach
 Choose File No file chosen

Enter a caption to be displayed

Submit Cancel

3. Now let's get some important information on the school, captured into the profile. On the navigation bar select 'overview' and select 'add profile message content' to add public-facing information or the history of the school.

When we refer to public-facing, we're talking about information that you are happy to share with a public audience.

When you're done, make sure that you save your information. Well done on getting your school profile started.

We would like to recommend that you read the following tutorials:

- How to keep building your school's profile.
- How to create an online document library.