

Name _____

Patterns

What comes next?

○	○○	○○○	○○○ ○	
○○○ ○○	○○○ ○	○○○	○○	

○	○○	○○○	○○○○	
○○○○ ○○	○○○○ ○	○○○○	○○○	

	○	○○	○○○	
○○○○ ○○○○	○○○○ ○○○	○○○○ ○○	○○○○ ○	

○○○○ ○○○	○○○○ ○○	○○○○ ○	○○○○	
○	○○	○○○	○○○○	

Notes for Home Your child recognized patterns involving grouping 6 dots, 7 dots, and 8 dots, and continued each pattern. *Home Activity:* Ask your child to explain one of the patterns to you and continue it one more step.

Name _____

Patterns

What comes next?

○	○○	○○○	○○○ ○	○○○ ○○○
○○○ ○○	○○○ ○	○○○	○○	○

○	○○	○○○	○○○○	○○○○ ○
○○○○ ○○	○○○○ ○	○○○○	○○○	○○

	○	○○	○○○	○○○○
○○○○ ○○○○	○○○○ ○○○	○○○○ ○○	○○○○ ○	○○○○ ○○○○

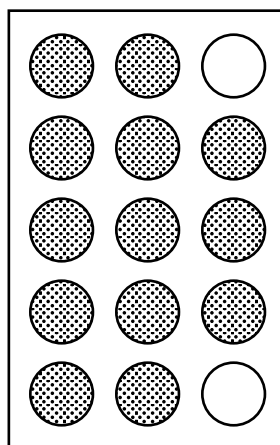
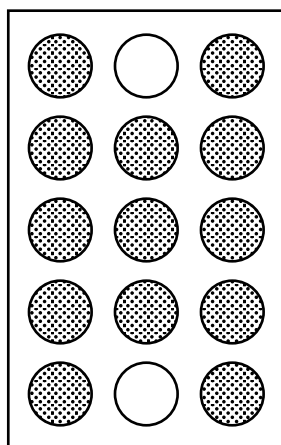
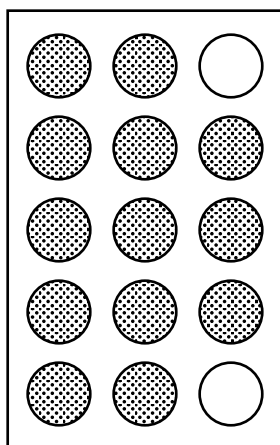
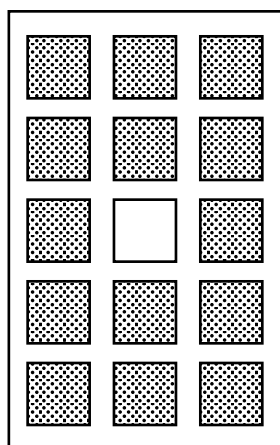

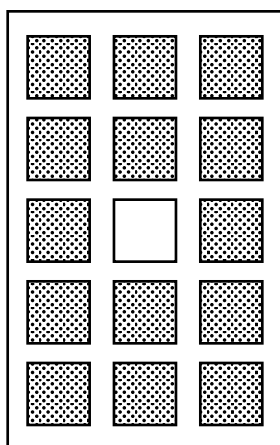

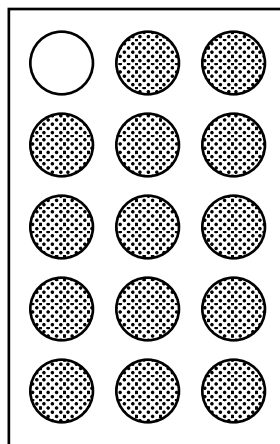
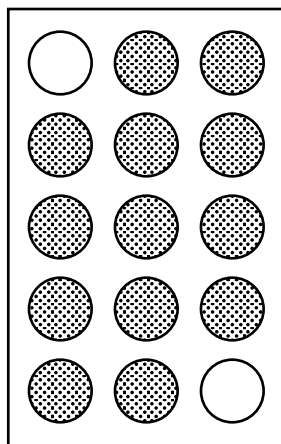
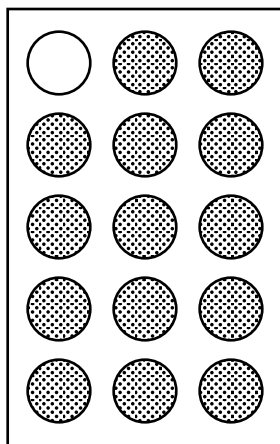
○○○○ ○○○	○○○○ ○○	○○○○ ○	○○○○	○○○
○	○○	○○○	○○○○	○○○○ ○

Notes for Home Your child recognized patterns involving grouping 6 dots, 7 dots, and 8 dots, and continued each pattern. *Home Activity:* Ask your child to explain one of the patterns to you and continue it one more step.

Name _____

Patterns

What comes next?


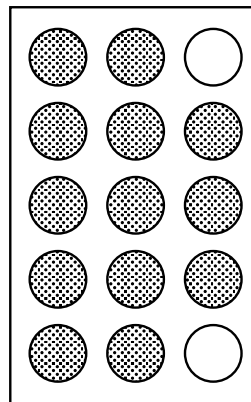
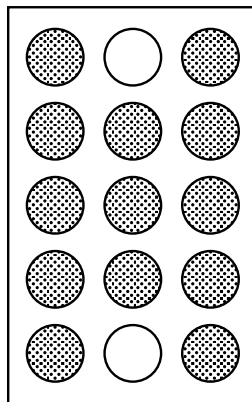
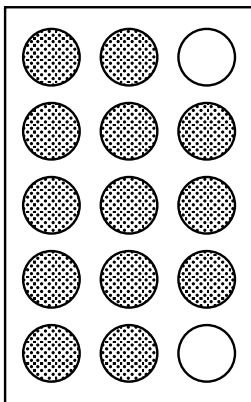


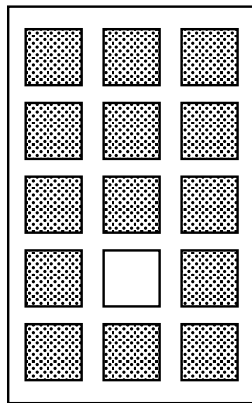


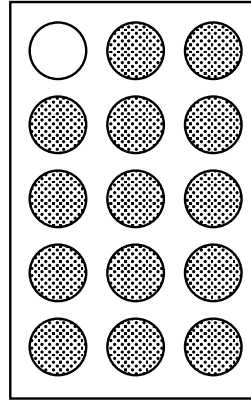
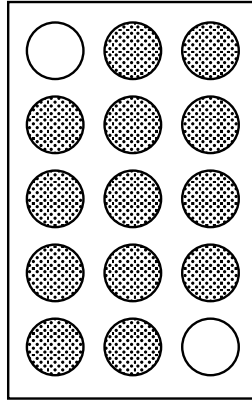
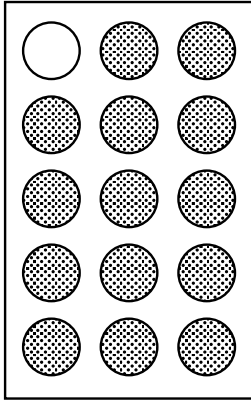


Notes for Home Your child identified and continued 3 patterns. *Home Activity:* Ask your child to explain each of the patterns to you.

Name _____

Patterns

What comes next?



Notes for Home Your child identified and continued 3 patterns. *Home Activity:* Ask your child to explain each of the patterns to you.